




UR6



DESCRIPTION

- ▶ The UR6™ is one of the smaller surface-mount strobe lights on the market. When installed on the vehicle with the grommet, the surface appears almost flat. They are perfect for bumpers or inside doors. This two-tone version offers several scenarios.
- ▶ The design provides visibility that exceeds SAE J595 Class I standards.

FEATURES

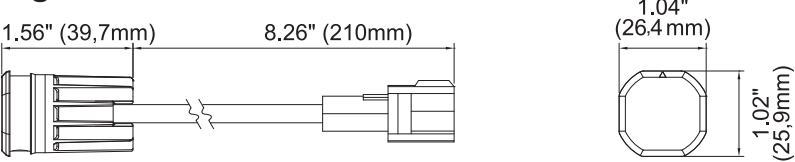
- ▶ Multi-voltage input: 12 to 24Vdc
- ▶ 27 flash patterns
- ▶ High intensity 6 LED modules per light head
- ▶ LEDs rated to 100 000 hours of operation
- ▶ Multiple programs available to quickly switch between flashing patterns
- ▶ Non-volatile memory recalls last flash pattern used at power up
- ▶ Weatherproof and vibration resistant design for internal or external use
- ▶ Reverse polarity protection
- ▶ Up to 15 units can be synchronized
- ▶ Color available:   

ELECTRICAL SPECIFICATIONS

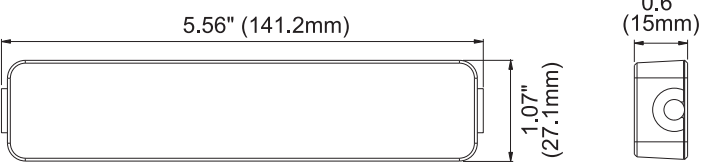
Operating Voltage:	12 to 24Vdc
Maximum Current:	1.1A at 12Vdc/0.55A at 24Vdc
Average Power:	6.6 Watts (varies with flash pattern)
Maximum Power:	13.2 Watts
Fuse Recommended:	2A

DIMENSIONS

Lighthouse



LED Controller



PRODUCT NUMBERS

Number	Description
10408Z	PROSIGNAL - UR6 LED FLUSH MOUNT DUAL COLOR - AMBER/WHITE
10406Z	PROSIGNAL - UR6 LED FLUSH MOUNT DUAL COLOR - RED/WHITE
10407Z	PROSIGNAL - UR6 LED FLUSH MOUNT DUAL COLOR - RED/BLUE