


B18 DUAL COLOR



DESCRIPTION

- ▶ The B18™ is a mid-size LED Beacon. The dual color feature of this model is a good fit for workers that use the same vehicle for two jobs. ex: Snow Plow (BLUE) & Public Work (AMBER)
- ▶ Equipped of 30 LED, it provides a powerful illumination on 360° that exceeds SAE J845 Class I standards.


FEATURES

- ▶ Multi-voltage input: 12 to 24Vdc
- ▶ 11 selectable flash patterns
- ▶ High intensity LED modules (30 LED modules of 1 Watt)
- ▶ LEDs rated to 100 000 hours of operation
- ▶ Non-volatile memory recalls last flash pattern used at power up
- ▶ Weatherproof and vibration resistant design for internal or external use
- ▶ Available in permanent mount only
- ▶ Reverse polarity protection
- ▶ Multiple units can be synchronized
- ▶ Color available: 

ELECTRICAL SPECIFICATIONS

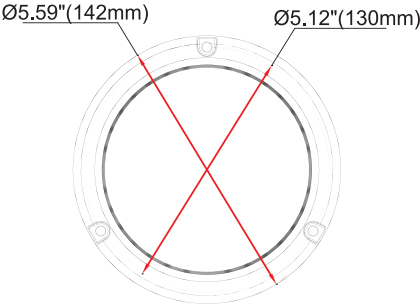
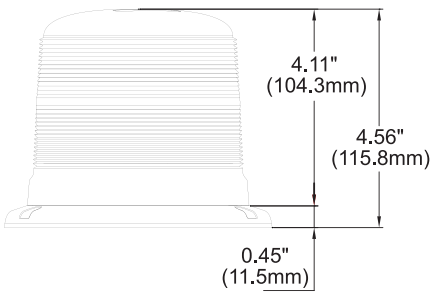
Operating Voltage:	12 to 24Vdc
Maximum Current:	3.3A at 12Vdc / 1.67A at 24Vdc
Average Power:	20.5 Watts (varies with pattern)
Maximum Power:	40.1 Watts
Fuse Recommended:	4A

CONNECTING OPTIONS



DIMENSIONS

3-Bolt Mount



PRODUCT NUMBERS

Number	Description
77608Z	PROSIGNAL - BEACON B18 - DUAL-COLOR 30-LED PERMANENT- AMBER/BLUE