

WORK LIGHTS

64021Z / 64031Z

ProSignal™



DESCRIPTION

- ▶ The 64021Z™ / 64031Z™ work lights are the best compromise between quality and price. Assembled in a die-cast aluminum housing these work lights are completely weatherproof and resistant to vibration.
- ▶ Ideal for applications such as: Agriculture, Excavation, ATV/Off-road vehicles, towing and Forklift.

FEATURES

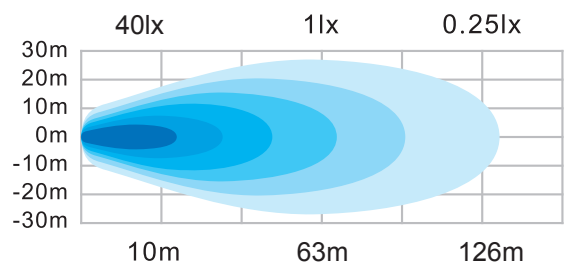
- ▶ Multi-voltage input: 12 to 24Vdc or 10 to 80Vdc
- ▶ 1710 lumens
- ▶ 9 LED of 1,5 Watts each (Osram LED)
- ▶ LEDs rated to 30 000 hours of operation
- ▶ Color Temperature: 6000K
- ▶ Water & vibration resistant
- ▶ Certificates: CE, RoHS, IP67, IP69K, ECE, R10
- ▶ Flood or Spot beam available

ELECTRICAL SPECIFICATIONS

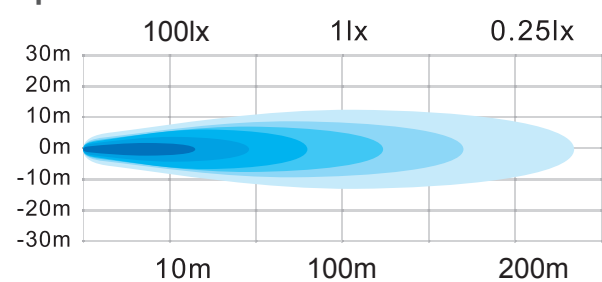
Operating Voltage:	12 to 24Vdc or 10 to 80Vdc
Current Draw:	1.25A at 12Vdc / 0.625A at 24Vdc
Maximum Power:	13.5 Watts
Fuse Recommended:	2A

LIGHT PATTERN

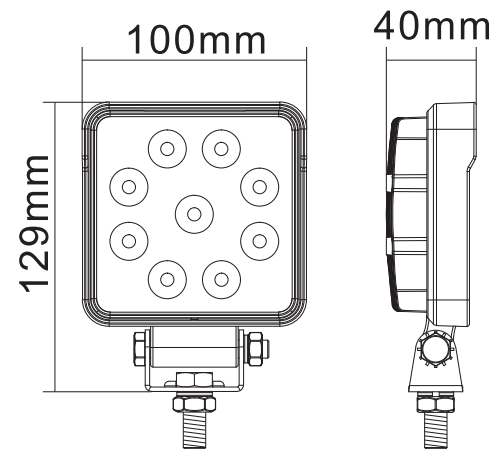
Flood Beam



Spot Beam



DIMENSIONS



PRODUCT NUMBERS

Number	Description
64021Z	PROSIGNAL - WORK LIGHT - 1710 lm SQUARE - FLOOD
64031Z	PROSIGNAL - WORK LIGHT - 1710 lm SQUARE - SPOT
64022Z	PROSIGNAL - WORK LIGHT 10-80Vdc - 1710 lm SQUARE - FLOOD
64032Z	PROSIGNAL - WORK LIGHT 10-80Vdc - 1710 lm SQUARE - SPOT